

Importing Games from ScoreKeeper into TurboStats

1. Score game on ScoreKeeper



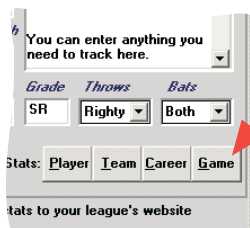
2. HotSync your PDA



3. Open a Team in TurboStats

If you have not made a team in TurboStats on the PC use [Create a New Team] or [Create from ScoreKeeper]. You must have a team on the PC that has the same player names as the lineup in ScoreKeeper.

Tip: If you want to import stats for **Each Player** on the opposing team then you must also create a TurboStats team file for each opponent. If you want to see the opponents stats as a whole you don't need to create another team, TurboStats does it automatically.

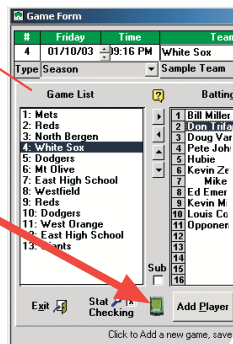


4. Go to the Game Form

The new game to import should not be in your **Game List** yet.

5. Press Palm Import Icon

Current TurboStats team name shown as reference

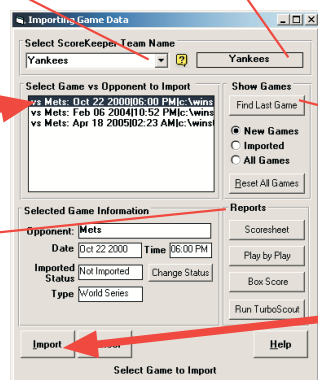


Select **YOUR** Team Name
These names match the Lineup names in ScoreKeeper. **Do not select the opponent name in this box.** Tip: your name may be entered more than once.

6. Select the Game

Print Scoresheets, Box Scores, or Play by Play Reports. Also use...

Start Programs>TurboStats>Print Scorecard



Missing Game?
Try pressing the [Find Last Game] Button or **Imported**. If the game still does not show up in the list then press the [Reset All Games] button. See Import/Export Notes for additional tips.

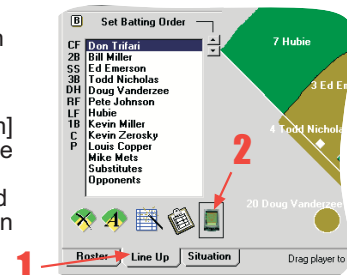
7. Press Import

Creating Games in TurboStats to Score in ScoreKeeper

Follow these steps if you created a team on the PC and want to send that lineup to the Palm ScoreKeeper to score.

If you own a copy of TurboStats you can create a team on the PC and HotSync your roster to the Palm. To do this start TurboStats using: [Start] [Programs] [TurboStats]

If you already created a team file use [Open Existing Team] otherwise select [Create a New Team] and enter a team file name. Press the Add button to enter players. **Don't use COMMA's in the players names.** When you are finished press the LINEUP tab(1), drag your players on the field, then press the Palm icon (2).



Opponent's Rosters

Your Opponent's roster can be entered at the field on the Palm Pilot. It can also be entered in TurboStats. Create a separate team database for your opponents (File> New Team). Click the **Import** button next to Opponent. Use the pull down list to select positions and Right/Lefty options. **Don't type them in.** You can also type in the player's names on this form but the information will not be saved on the PC.

If you have not already done so, enter your ScoreKeeper password by clicking **Set Password**. Your password is included in the password envelope or you have to call and register to receive it if you purchased ScoreKeeper from a reseller. It is only 4 characters in length (2 numbers & 2 letters). **Save the password card for future use!**

You can swap the Home <-> Visitor Teams at the field on the Palm Pilot by using the Menu button in the Lineup in ScoreKeeper

Press CREATE to Export the Lineup

You will be prompted to select the Home and Visiting Teams and asked to enter a Game File Name. **It is extremely important to enter a unique Game File Name for each game.** If you enter a duplicate game file name it will overwrite the existing game file with the same name and the new game won't show up in the New Games to Import list. Don't use the "/" symbol in the name.

Import/Export Notes:

ScoreKeeper displays about 25 stats on the PDA, however it actually records hundreds of stats per player. These stats are only visible after the ScoreKeeper games are imported into TurboStats on the PC. TurboStats Complete(Basic) tracks about 100 stats per player and ProSeries tracks over 300 including stats vs righty or lefty pitchers or batters and fielding by individual positions.

Player Not Found? If the names on ScoreKeeper do not match the names in TurboStats exactly, you will have to select them from the player list. If you see uniform numbers in the list before the name use the UTILITIES>Show Player Number and make sure it's unchecked. Click NEW if prompted for the player OPPONENTS. This will add a new player to your team with all the opponents summary information for each game.

What to do if you do not see your ScoreKeeper game in the list?

1. Press the pull down list for SELECT TEAM and look for a second spelling of your team name. You might have changed the name in the Lineup in ScoreKeeper. If you find another name you can import the games without a problem.

2. If you still cannot find the games press the **Reset** button on the form. This will clear out all games that are not currently on the Palm Pilot. Press the Help button for more options or **visit our support site** www.turbostats.com/support and view "HotSync Issues".