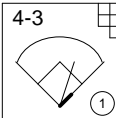
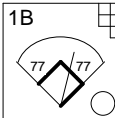
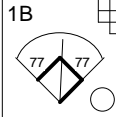
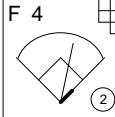
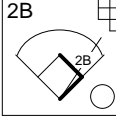
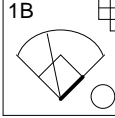
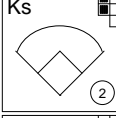
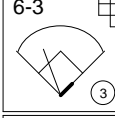
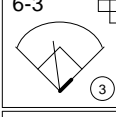
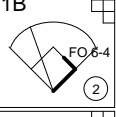
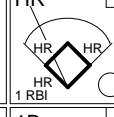
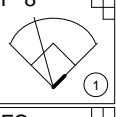
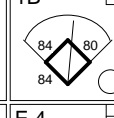
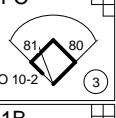
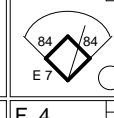
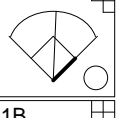
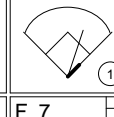
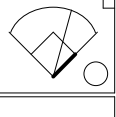
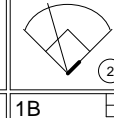
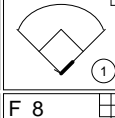
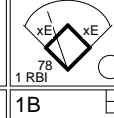
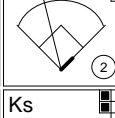
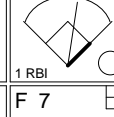
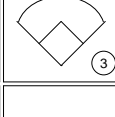
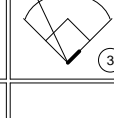
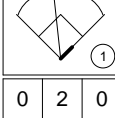


| No | Line Up | Pos | 1 | 2 | 3 | 4 | 5 | AB | R | H | RBI | BB | K | E |
|--------|---------------------|-------|--|--|--|---|--|----|----|---|-----|----|---|---|
| 83 | Mugunthan Naveendra | SF | 4-3  | | 1B  | | | 2 | 0 | 1 | 0 | 0 | 0 | 0 |
| 76 | Jeff Brooks | | 1B  | | F 4  | | | 2 | 0 | 1 | 0 | 0 | 0 | 0 |
| 77 | Jason Crimmins | | 2B  | | 1B  | | | 2 | 0 | 2 | 0 | 0 | 0 | 0 |
| 75 | Dave Auerbach | | Ks  | | 6-3  | | | 2 | 0 | 0 | 0 | 0 | 1 | 0 |
| 89 | Chris Walsifer | | 6-3  | | | 1B  | | 2 | 0 | 1 | 0 | 0 | 0 | 0 |
| 82 | Frank McNally | | | HR  | | F 8  | | 2 | 1 | 1 | 1 | 0 | 0 | 0 |
| 79 | Ben Gabriel | | | 1B  | | FC  | | 2 | 1 | 1 | 0 | 0 | 0 | 0 |
| 80 | Brian Kelly | | | E 4  | | 1B  | | 2 | 1 | 1 | 0 | 0 | 0 | 0 |
| 81 | Greg Kohn | | | F 4  | | 1B  | | 2 | 0 | 1 | 0 | 0 | 0 | 0 |
| 85 | Mike Sabet | | | F 7  | | | F 2  | 2 | 0 | 0 | 0 | 0 | 0 | 0 |
| 84 | Adam Raiken | | | 1B  | | | F 8  | 2 | 1 | 1 | 1 | 0 | 0 | 0 |
| 78 | Ken Crimmins | P | | 1B  | | | Ks  | 2 | 0 | 1 | 1 | 0 | 1 | 2 |
| 87 | Bryan Uhl | | | F 7  | | | | 1 | 0 | 0 | 0 | 0 | 0 | 0 |
| 86 | Sameer Sawe | | | | F 8  | | | 1 | 0 | 0 | 0 | 0 | 0 | 0 |
| TOTALS | | R H E | 0 2 0 | 4 4 0 | 0 2 0 | 0 3 0 | 0 0 0 | 4 | 11 | 3 | 0 | 2 | 2 | |

| No | Pitchers | IP | BF | H | R | ER | K | BB | Pitches | Balls | Strikes |
|----|--------------|-----|----|----|----|----|---|----|---------|-------|---------|
| 78 | Ken Crimmins | 4.6 | 38 | 17 | 19 | 11 | 2 | 4 | 54 | 16 | 38 |

Home Team: Tito's Burritos

Opponent: Kabob Paradise

Date: Feb 28 2002 09:10AM

Location:

| No | Line Up | Pos | 1 | 2 | 3 | 4 | 5 | AB | R | H | RBI | BB | K | E | | | | | | | | | | | | | | | | | |
|--------|-----------------|-----|---------|-----------|---------|----------|---------|----|---|---|-----|----|---|---|---|---|---|---|---|---|---|---|---|---|---|----|----|----|---|---|---|
| 78 | Mark Davis | | F 8 | E 9 | | 1B | 2B | 4 | 3 | 2 | 2 | 0 | 0 | 0 | | | | | | | | | | | | | | | | | |
| 85 | Clay Petry | | E 3 | 2B | | 1B | 2B | 4 | 2 | 3 | 2 | 0 | 0 | 0 | | | | | | | | | | | | | | | | | |
| 88 | John Spielberg | | BB | SF 10 | | SF 8 | | 0 | 1 | 0 | 2 | 1 | 0 | 0 | | | | | | | | | | | | | | | | | |
| 80 | Jason Hamberger | | BB | 1B | | F 8 | | 2 | 2 | 1 | 1 | 1 | 0 | 0 | | | | | | | | | | | | | | | | | |
| 86 | Kevin Petry | | BB | BB | | | 1B | 1 | 2 | 1 | 1 | 2 | 0 | 0 | | | | | | | | | | | | | | | | | |
| 83 | Paul Martino | P | 1B | 2B | | | FC | 3 | 3 | 2 | 3 | 0 | 0 | 0 | | | | | | | | | | | | | | | | | |
| 84 | Casey Nix | | FC | 2B | | | 1B | 3 | 1 | 2 | 3 | 0 | 0 | 0 | | | | | | | | | | | | | | | | | |
| 82 | Temple Houston | | 1B | F 10 | | | 1B | 3 | 1 | 2 | 1 | 0 | 0 | 0 | | | | | | | | | | | | | | | | | |
| 76 | Jason Benson | | Ks | | F 7 | | 1B | 3 | 1 | 1 | 1 | 0 | 1 | 0 | | | | | | | | | | | | | | | | | |
| 81 | Adam Handler | SF | 5-3 | | Ks | | E 5 | 3 | 1 | 0 | 0 | 0 | 1 | 0 | | | | | | | | | | | | | | | | | |
| 79 | Jerry Fragetti | | | 1B | F 9 | | 1B | 3 | 1 | 2 | 1 | 0 | 0 | 0 | | | | | | | | | | | | | | | | | |
| 77 | Ryan Coletti | | | FC | | 5 | 1B | 3 | 1 | 1 | 0 | 0 | 0 | 0 | | | | | | | | | | | | | | | | | |
| TOTALS | | | | | | | | R | H | E | 5 | 2 | 2 | 6 | 5 | 0 | 0 | 0 | 0 | 1 | 2 | 0 | 7 | 8 | 0 | 19 | 17 | 17 | 4 | 2 | 0 |

| No | Pitchers | IP | BF | H | R | ER | K | BB | Pitches | Balls | Strikes |
|----|--------------|-----|----|----|---|----|---|----|---------|-------|---------|
| 83 | Paul Martino | 5.0 | 26 | 11 | 4 | 1 | 2 | 0 | 30 | 0 | 30 |