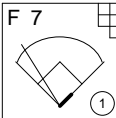
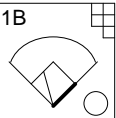
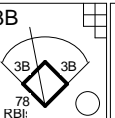
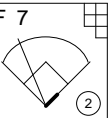
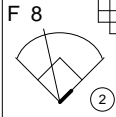
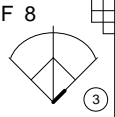
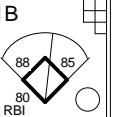
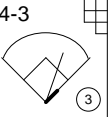
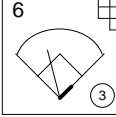
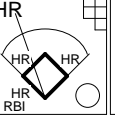
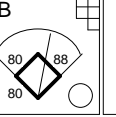
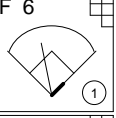
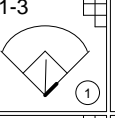
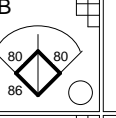
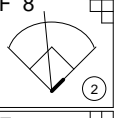
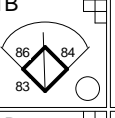
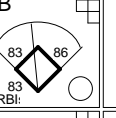
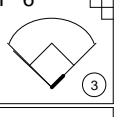
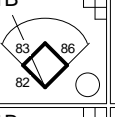
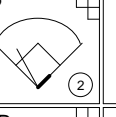
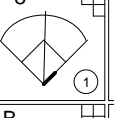
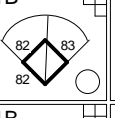
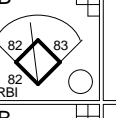
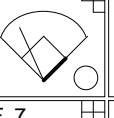
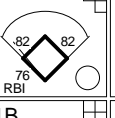
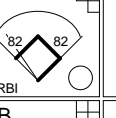
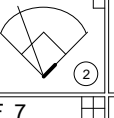
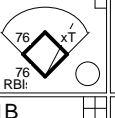
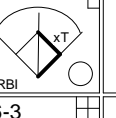
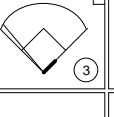
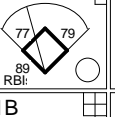
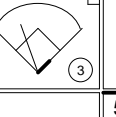
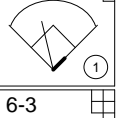
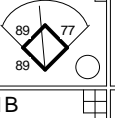
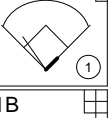
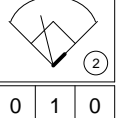
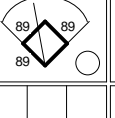
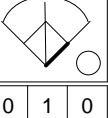
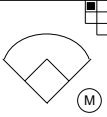
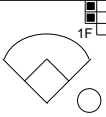


No	Line Up	Pos	1	2	3	4	5	5	6
89	Shaun Spielberger		F 7 			1B 	3B 		F 7 
78	Mark Davis	SF	F 8 			F 8 	1B 		4-3 
85	Clay Petry		6 				HR 	1B 	
88	John Spielberger			F 6 			1-3 	1B 	
80	Jason Hamberger			F 8 			1B 	1B 	
84	Casey Nix			F 6 			1B 	5 	
86	Kevin Petry				F 8 		1B 	1B 	
83	Paul Martino	P			1B 		1B 	1B 	
82	Temple Houston				F 7 		1B 	1B 	
76	Jason Benson				F 7 		1B 	6-3 	
79	Jerry Fragetti					F 6 	1B 		5-3 
77	Ryan Coletti					6-3 	1B 		1B 
TOTALS		R H E	0 0 0	0 0 0	0 1 0	0 1 0		15 17 0	0 1 0

No	Pitchers	IP	BF	H	R	ER	K	BB	Pitches	Balls	Strikes
83	Paul Martino	7.3	36	14	4	4	0	0	36	0	36

No	Line Up	Pos	7	8	AB	R	H	RBI	BB	K	E
89	Shaun Spielberger				4	1	2	3	0	0	0
78	Mark Davis	SF			4	1	1	1	0	0	0
85	Clay Petry				5	2	2	1	0	0	0
88	John Spielberger				3	1	1	0	0	0	0
80	Jason Hamberger				3	2	2	2	0	0	0
84	Casey Nix				3	1	1	0	0	0	0
86	Kevin Petry				3	2	2	1	0	0	0
83	Paul Martino	P			3	1	3	2	0	0	0
82	Temple Houston				3	1	2	3	0	0	0
76	Jason Benson				3	1	1	2	0	0	0
79	Jerry Fragetti				3	1	1	0	0	0	0
77	Ryan Coletti				3	1	2	0	0	0	0
TOTALS		R H E	0 0 0	0 0 0	15	20	15	0	0	0	0

No	Line Up	Pos	1	2	3	4	5	6	7	AB	R	H	RBI	BB	K	E														
79	Greg George		2B 	1B 		F 8 		1B 		4	2	3	0	0	0	0														
78	Ralph Fariello		1B 	1B 		4 		1B 		4	1	3	1	0	0	0														
88	Jon Weiner		1B 	F 9 			F 10 	2B 		4	1	2	1	0	0	0														
84	Mike Metz	P	F 6 	F 10 			F 8 	6 		4	0	0	0	0	0	0														
5	Steve DeBlasio		1B 		5-3 		1B 		2B 	4	0	3	1	0	0	0														
80	Brett Hartman		F 8 		F 7 		1B 		5-3 	4	0	1	0	0	0	0														
77	Pete DeFrank		1B 		6-3 		6-4 		E 6 	4	0	1	1	0	0	0														
82	Seth Mendelson		6 			1B 		F 8 	F 4 	4	0	1	0	0	0	0														
81	Lee Kombluh	P		F 8 		F 8 		F 5 	5-4 	4	0	0	0	0	0	0														
TOTALS											R	H	E	3	5	0	0	2	0	0	0	0	0	0	0	0	0	0	0	0

No	Pitchers	IP	BF	H	R	ER	K	BB	Pitches	Balls	Strikes
81	Lee Kombluh	5.0	34	19	15	15	0	0	34	0	34
84	Mike Metz	1.0	6	1	0	0	0	0	8	0	8