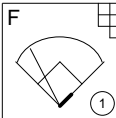
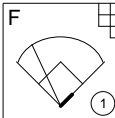
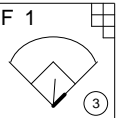
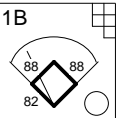
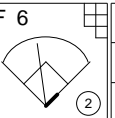
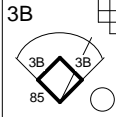
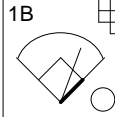
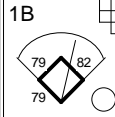
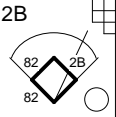
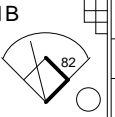
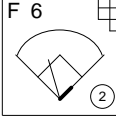
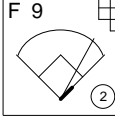
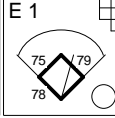
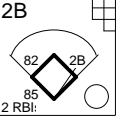
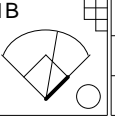
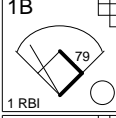
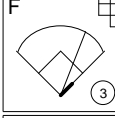
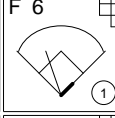
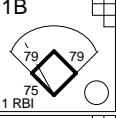
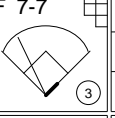
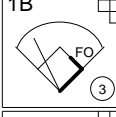
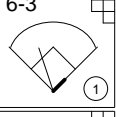
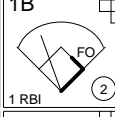
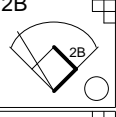
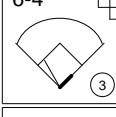
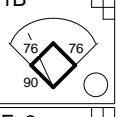
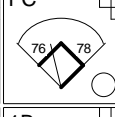
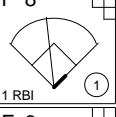
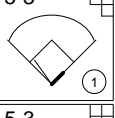
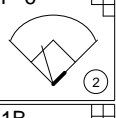
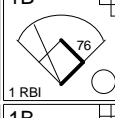
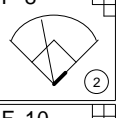
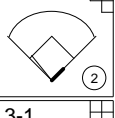
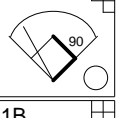
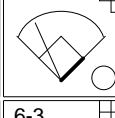
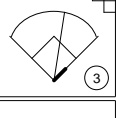
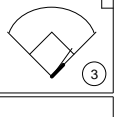
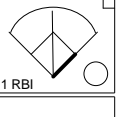
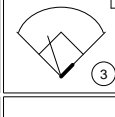
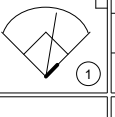


No	Line Up	Pos	1	2	3	4	5	6	7	AB	R	H	RBI	BB	K	E
84	Alex Lieberman		1B 		5-3 		F 7 		F 9 	4	1	1	0	0	0	0
77	Ralph Avallone		2B 		F 7 		F 7 		E 1 	4	1	1	1	0	0	0
81	Joe Gianforte	P	F 9 		1B 			1B 	FC 	4	3	2	0	0	0	1
78	Brad Bennis		1B 		HR 			F 8 	BB 	3	3	2	3	1	0	0
80	Tony Garrett	SF	6-3 		Ks 			1B 	1B 	4	2	2	1	0	1	0
88	Dave Schachman		HR 			F 8 		1B 	1B 	4	3	3	5	0	0	0
79	Rick DelGizzi		1B 			4-3 		2B 	2B 	4	2	3	2	0	0	0
82	Deron Green		5-4 			5-3 		1B 	1B 	4	0	2	1	0	0	0
86	Brian Quinn			E 1 			2B 	1B 	1B 	4	0	3	2	0	0	0
85	Dave Manheim			5-4 			1B 	F 7 	1B 	4	0	2	0	0	0	0
75	Ben Alkin			6-3 			F 7 	6-4 	1-5 	4	0	0	0	0	0	0
TOTALS		R H E	4 5 0	0 0 1	2 2 0	0 0 0	0 2 0	4 6 0	5 6 1	15	21	15	1	1	1	

No	Pitchers	IP	BF	H	R	ER	K	BB	Pitches	Balls	Strikes
81	Joe Gianforte	7.3	40	18	8	6	0	0	40	0	40

No	Line Up	Pos	1	2	3	4	5	6	7	AB	R	H	RBI	BB	K	E																							
86	Rich Heim		F 		F 	F 1 		1B 	F 6 	5	1	1	0	0	0	0																							
88	John Sanzone	P	3B 		1B 		1B 	2B 	1B 	5	3	5	0	0	0	2																							
82	Bob Fass		F 6 		F 9 		E 1 	2B 	1B 	5	2	2	2	0	0	0																							
85	Christian Hansen		1B 		F 		F 6 	1B 	F 7-7 	5	1	2	2	0	0	0																							
79	Frank Coppola		1B 			6-3 	1B 	2B 		4	0	3	1	0	0	0																							
75	Michael Bedell		6-4 			1B 	FC 	F 8 		4	1	1	1	0	0	0																							
78	Chris Capobianco			5-3 		F 6 	1B 	F 8 		4	0	1	1	0	0	0																							
76	Pat Billerman			5-3 		1B 	1B 	F 10 		4	0	2	0	0	0	0																							
90	Rob Thomas			3-1 		1B 	6-3 		F 10 	4	0	1	1	0	0	0																							
TOTALS										R	H	E	1	3	0	0	0	0	0	1	0	1	3	0	2	4	1	4	5	0	0	2	0	8	18	8	0	0	2

No	Pitchers	IP	BF	H	R	ER	K	BB	Pitches	Balls	Strikes
88	John Sanzone	7.6	44	21	15	10	1	1	50	4	46