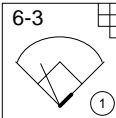
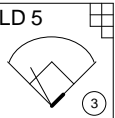
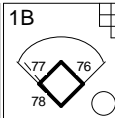
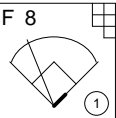
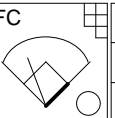
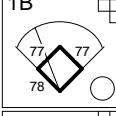
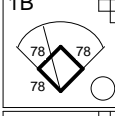
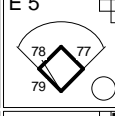
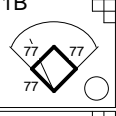
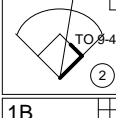
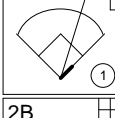
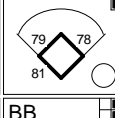
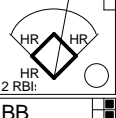
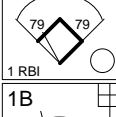
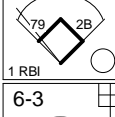
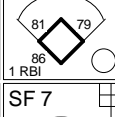
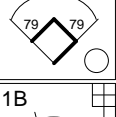
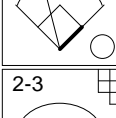
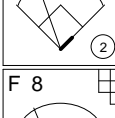
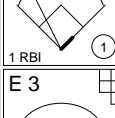
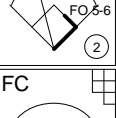
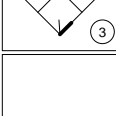
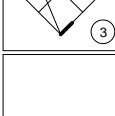
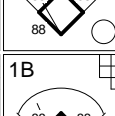
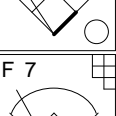
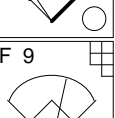
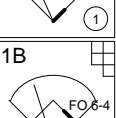
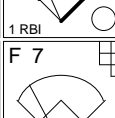
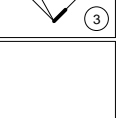
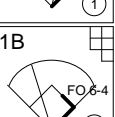
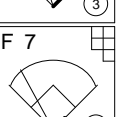
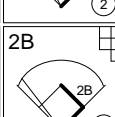
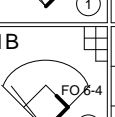
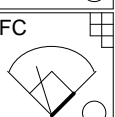
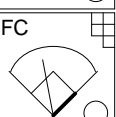
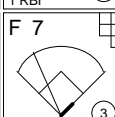
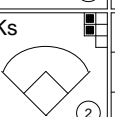
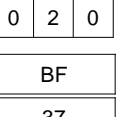
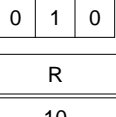

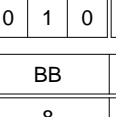


No	Line Up	Pos	1	2	3	4	5	6	7	AB	R	H	RBI	BB	K	E																								
82	Dave Richmond		6-3 	LD 5 			1B 	F 8 	FC 	5	1	1	0	0	0	0																								
76	Jared Kruger		1B 		1B 		E 5 	1B 		4	4	3	0	0	0	0																								
77	Don Trifari Jr		1B 		F 10 		BB 	HR 		3	2	2	2	1	0	0																								
78	Don Trifari	P	1B 		2B 		BB 	BB 		2	1	2	3	2	0	0																								
79	Lance Zacker		1B 		6-3 		SF 7 	1B 		3	0	2	1	0	0	0																								
81	Ralph Aiello		2-3 		F 8 		E 3 	FC 		4	1	0	0	0	0	0																								
86	Steve Horowitz			1B 		LD 5 	1B 	F 7 		4	0	2	1	0	0	0																								
85	Larry Friedman			F 9 		1B 	F 7 		5-3 	4	0	1	0	0	0	0																								
88	Mike Levine			1B 		F 7 	2B 		1B 	4	0	3	1	0	0	0																								
80	Marty Eagan	SF		FC 		FC 	F 7 		Ks 	4	0	0	0	0	1	0																								
TOTALS											R	H	E	1	4	0	0	2	0	1	2	0	0	1	0	5	3	0	2	3	0	0	1	0	9	16	8	3	1	0

No	Pitchers	IP	BF	H	R	ER	K	BB	Pitches	Balls	Strikes
78	Don Trifari	6.3	37	11	10	10	0	8	61	32	29

No	Line Up	Pos	1	2	3	4	5	6	7	AB	R	H	RBI	BB	K	E
76	Eric Rosenberg		BB FO 3-4 ②		1B ①		1B 77 82 77		1-3 ①	3	1	2	0	1	0	0
82	Adam Steckelman	SF	F 8 ①		F 8 ②		1B 77 77 78 1 RBI		BB 77 77 77	3	2	1	1	1	0	0
77	Mark Spotto		FC 78 78 81		F 7 ③		1B 78 xT 2 RBI		HR HR HR 2 RBI	4	2	2	4	0	0	0
78	Joe Giordano		1B 81 78 81		E 8 79 xE		SF 7 1 RBI ②		1B xT xT 75	3	2	2	1	0	0	0
81	RJ Leonard		1B FO 4-6 2 RBI ③		BB FO 4-6 ①		F 6 ③		IW 75 79	2	0	1	2	2	0	0
79	Al Puleo	P	FC ③		FC FO 4 ③		2B xT 2B 83		IW 75	3	1	1	0	1	0	0
75	Chuck Puleo			BB FO 4-6 ①		LD 4 ②		LD 1 ①	BB 1 RBI	2	0	0	1	2	0	0
83	Vince Wolleon			FC FO 4-6 ②			F 9 ①		4-3 1 RBI ②	3	0	0	1	0	0	0
85	Dave Kaiser			DP 1-6-3 ③			BB 76 80 82		1B ①	2	1	1	0	1	0	0
80	Joel Orris				F 10 ①		1B 82 76 77		LD 1 ③	3	1	1	0	0	0	0
TOTALS		R H E	2 2 0	0 0 0	0 1 0	0 0 0	4 4 0	1 2 0	3 2 0	10	11	10	8	0	0	0

No	Pitchers	IP	BF	H	R	ER	K	BB	Pitches	Balls	Strikes
79	Al Puleo	7.0	41	16	9	5	1	3	52	12	40