

Visiting Team: BAR A

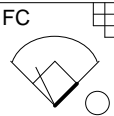
Opponent: Maynard's

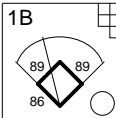
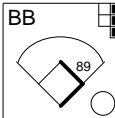
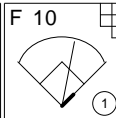
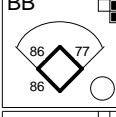
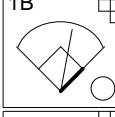
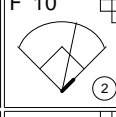
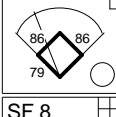
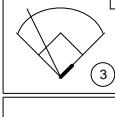
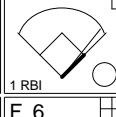
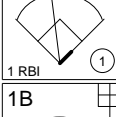
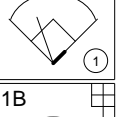
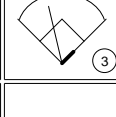
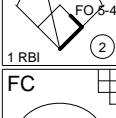
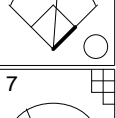
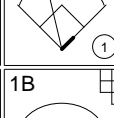
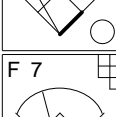
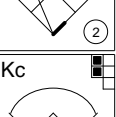
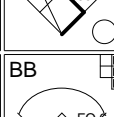
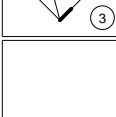
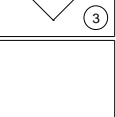
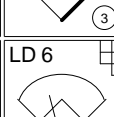
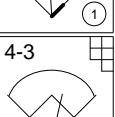
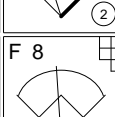
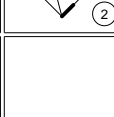
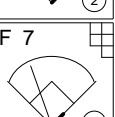
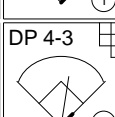


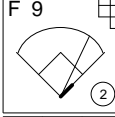
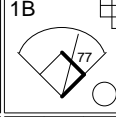
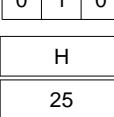
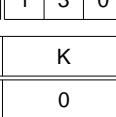
Date: Jun 02 2021 06:34PM

Location:

| No     | Line Up        | Pos   | 1       | 2        | 3      | 4       | 5       | 6       | 7        |
|--------|----------------|-------|---------|----------|--------|---------|---------|---------|----------|
| 77     | Pete DeFrank   |       | 1B<br>  |          | 1B<br> |         | 1B<br>  |         | 1B<br>   |
| 89     | Jon Weiner     |       | F 9<br> |          | FC<br> |         | 1B<br>  |         | 1B<br>   |
| 82     | Jay Glickson   |       | F 8<br> |          | FC<br> |         | FC<br>  |         | 1B<br>   |
| 75     | Tom Baginski   |       | 1B<br>  |          |        | 4-3<br> | 1B<br>  |         | 3B<br>   |
| 0      | Mike Masella   |       | 1B<br>  |          |        | 1B<br>  | IW<br>  |         | 1B<br>   |
| 87     | Dave Richman   | P     | 6-3<br> |          |        | F 7<br> | 1B<br>  |         | 1B<br>   |
| 81     | Jesse Ferro    |       |         | 5-3<br>  |        | 1B<br>  | 1-3<br> |         | 1B<br>   |
| 86     | Alex Lieberman | SF    |         | 1B<br>   |        | FC<br>  |         | F 7<br> | F 3<br>  |
| 80     | Mark Fedele    |       |         | F 10<br> |        |         | 1B<br>  | F 3<br> | 1B<br>   |
| 78     | Rick Fardo     |       |         | FC<br>   |        |         | 1B<br>  | F 5<br> | SF 7<br> |
| 88     | Chris Stappas  |       |         |          | 1B<br> |         | 1B<br>  |         | 1B<br>   |
| 85     | Mike Levine    |       |         |          | FC<br> |         | FC<br>  |         | 1B<br>   |
| TOTALS |                | R H E | 1 3 0   | 0 1 0    | 0 2 0  | 0 2 0   | 6 7 0   | 0 0 0   |          |

| No | Pitchers     | IP  | BF | H  | R | ER | K | BB | Pitches | Balls | Strikes |
|----|--------------|-----|----|----|---|----|---|----|---------|-------|---------|
| 87 | Dave Richman | 7.0 | 32 | 10 | 4 | 4  | 1 | 3  | 43      | 12    | 31      |
|    |              |     |    |    |   |    |   |    |         |       |         |
|    |              |     |    |    |   |    |   |    |         |       |         |
|    |              |     |    |    |   |    |   |    |         |       |         |

| No     | Line Up        | Pos | 7   | AB | R  | H | RBI | BB | K  | E |   |   |
|--------|----------------|-----|---|----|----|---|-----|----|----|---|---|---|
| 77     | Pete DeFrank   |     |   | 4  | 3  | 4 | 1   | 0  | 0  | 0 |   |   |
|        |                |     |   |    |    |   |     |    |    |   |   |   |
|        |                |     |   |    |    |   |     |    |    |   |   |   |
| 89     | Jon Weiner     |     |   | 4  | 1  | 2 | 3   | 0  | 0  | 0 |   |   |
|        |                |     |   |    |    |   |     |    |    |   |   |   |
|        |                |     |   |    |    |   |     |    |    |   |   |   |
| 82     | Jay Glickson   |     |   | 4  | 2  | 1 | 1   | 0  | 0  | 0 |   |   |
|        |                |     |   |    |    |   |     |    |    |   |   |   |
|        |                |     |   |    |    |   |     |    |    |   |   |   |
| 75     | Tom Baginski   |     |   | 4  | 2  | 3 | 4   | 0  | 0  | 0 |   |   |
|        |                |     |   |    |    |   |     |    |    |   |   |   |
|        |                |     |   |    |    |   |     |    |    |   |   |   |
| 0      | Mike Masella   |     |   | 3  | 1  | 3 | 1   | 1  | 0  | 0 |   |   |
|        |                |     |   |    |    |   |     |    |    |   |   |   |
|        |                |     |   |    |    |   |     |    |    |   |   |   |
| 87     | Dave Richman   | P   |   | 4  | 1  | 2 | 2   | 0  | 0  | 0 |   |   |
|        |                |     |   |    |    |   |     |    |    |   |   |   |
|        |                |     |   |    |    |   |     |    |    |   |   |   |
| 81     | Jesse Ferro    |     |   | 4  | 0  | 2 | 0   | 0  | 0  | 0 |   |   |
|        |                |     |   |    |    |   |     |    |    |   |   |   |
|        |                |     |   |    |    |   |     |    |    |   |   |   |
| 86     | Alex Lieberman | SF  |   | 4  | 0  | 1 | 0   | 0  | 0  | 0 |   |   |
|        |                |     |   |    |    |   |     |    |    |   |   |   |
|        |                |     |   |    |    |   |     |    |    |   |   |   |
| 80     | Mark Fedele    |     |   | 4  | 0  | 2 | 1   | 0  | 0  | 0 |   |   |
|        |                |     |   |    |    |   |     |    |    |   |   |   |
|        |                |     |   |    |    |   |     |    |    |   |   |   |
| 78     | Rick Fardo     |     |   | 3  | 1  | 1 | 1   | 0  | 0  | 0 |   |   |
|        |                |     |   |    |    |   |     |    |    |   |   |   |
|        |                |     |   |    |    |   |     |    |    |   |   |   |
| 88     | Chris Stappas  | FC  |  | 4  | 2  | 3 | 0   | 0  | 0  | 0 |   |   |
|        |                |     |   |    |    |   |     |    |    |   |   |   |
|        |                |     |   |    |    |   |     |    |    |   |   |   |
| 85     | Mike Levine    |     |   | 3  | 2  | 1 | 0   | 0  | 0  | 0 |   |   |
|        |                |     |   |    |    |   |     |    |    |   |   |   |
|        |                |     |   |    |    |   |     |    |    |   |   |   |
| TOTALS |                |     | R H E   | 8  | 10 | 0 | 15  | 25 | 14 | 1 | 0 | 0 |

| No     | Line Up         | Pos | 1   | 2  | 3  | 4  | 5 | 6   | 7   | AB | R | H | RBI | BB | K | E |   |   |   |   |   |   |   |   |   |   |   |   |   |   |   |   |   |   |   |    |   |   |   |   |
|--------|-----------------|-----|---|--|--|--|---|---|---|----|---|---|-----|----|---|---|---|---|---|---|---|---|---|---|---|---|---|---|---|---|---|---|---|---|---|----|---|---|---|---|
| 81     | Greg Espperson  | SF  | 1B<br>    |  | BB<br>     |  |   | F 10<br>     |   | 2  | 1 | 1 | 0   | 1  | 0 | 0 |   |   |   |   |   |   |   |   |   |   |   |   |   |   |   |   |   |   |   |    |   |   |   |   |
| 89     | Ryan Smith      |     | BB<br>   |  | 1B<br>    |  |   | F 10<br>    |   | 2  | 1 | 1 | 0   | 1  | 0 | 0 |   |   |   |   |   |   |   |   |   |   |   |   |   |   |   |   |   |   |   |    |   |   |   |   |
| 77     | Brian Cass      |     | 1B<br>   |  | F 7<br>   |  |   | 1B<br>      |   | 3  | 1 | 2 | 1   | 0  | 0 | 0 |   |   |   |   |   |   |   |   |   |   |   |   |   |   |   |   |   |   |   |    |   |   |   |   |
| 86     | Ryan Olohan     |     | SF 8<br> |  |  | 6-3<br> |   | F 6<br>     |   | 2  | 0 | 0 | 1   | 0  | 0 | 0 |   |   |   |   |   |   |   |   |   |   |   |   |   |   |   |   |   |   |   |    |   |   |   |   |
| 79     | Mike Citron     |     | 1B<br>   |  |  | 1B<br>  |   |   | F 8<br>    | 3  | 0 | 2 | 1   | 0  | 0 | 0 |   |   |   |   |   |   |   |   |   |   |   |   |   |   |   |   |   |   |   |    |   |   |   |   |
| 87     | Eddie Russnow   |     | FC<br>   |  |  | 7<br>   |   |   | 1B<br>     | 3  | 0 | 1 | 0   | 0  | 0 | 0 |   |   |   |   |   |   |   |   |   |   |   |   |   |   |   |   |   |   |   |    |   |   |   |   |
| 90     | Kay Klele       |     | F 7<br> |  |  | Kc<br> |   |   | BB<br>    | 2  | 0 | 0 | 0   | 1  | 1 | 0 |   |   |   |   |   |   |   |   |   |   |   |   |   |   |   |   |   |   |   |    |   |   |   |   |
| 78     | Nick Catanese   |     |   | 1-3<br> |  |  |   | 1B<br>     | LD 6<br> | 3  | 0 | 1 | 0   | 0  | 0 | 0 |   |   |   |   |   |   |   |   |   |   |   |   |   |   |   |   |   |   |   |    |   |   |   |   |
| 85     | Jim Morris      |     |   | 4-3<br> |  |  |   | F 8<br>    |   | 2  | 0 | 0 | 0   | 0  | 0 | 0 |   |   |   |   |   |   |   |   |   |   |   |   |   |   |   |   |   |   |   |    |   |   |   |   |
| 88     | Hadar Sieradzky | P   |   | F 7<br> |  |  |   | DP 4-3<br> |   | 2  | 0 | 0 | 0   | 0  | 0 | 0 |   |   |   |   |   |   |   |   |   |   |   |   |   |   |   |   |   |   |   |    |   |   |   |   |
| 75     | Jack Berkowitz  |     |   |  | 1-3<br> |  |   |   | 1B<br>    | 2  | 1 | 1 | 0   | 0  | 0 | 0 |   |   |   |   |   |   |   |   |   |   |   |   |   |   |   |   |   |   |   |    |   |   |   |   |
| 84     | Ron Liebowitz   |     |   |  | F 9<br> |  |   |   | 1B<br>    | 2  | 0 | 1 | 0   | 0  | 0 | 0 |   |   |   |   |   |   |   |   |   |   |   |   |   |   |   |   |   |   |   |    |   |   |   |   |
| TOTALS |                 |     |   |  |  |  |   |   |   |    | R | H | E   | 3  | 3 | 0 | 0 | 0 | 0 | 0 | 0 | 1 | 0 | 0 | 0 | 1 | 0 | 0 | 1 | 3 | 0 | 0 | 1 | 0 | 4 | 10 | 3 | 3 | 1 | 0 |

| No | Pitchers        | IP  | BF | H  | R  | ER | K | BB | Pitches | Balls | Strikes |
|----|-----------------|-----|----|----|----|----|---|----|---------|-------|---------|
| 88 | Hadar Sieradzky | 7.0 | 47 | 25 | 15 | 15 | 0 | 1  | 50      | 4     | 46      |
|    |                 |     |    |    |    |    |   |    |         |       |         |
|    |                 |     |    |    |    |    |   |    |         |       |         |
|    |                 |     |    |    |    |    |   |    |         |       |         |