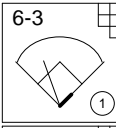
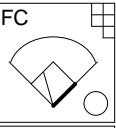
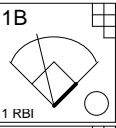
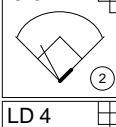
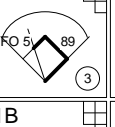
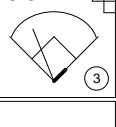
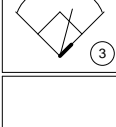
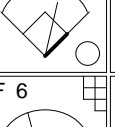
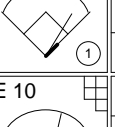
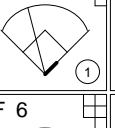
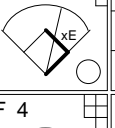
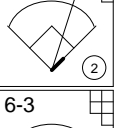
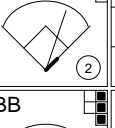
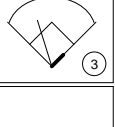
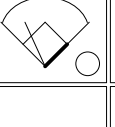
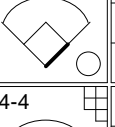
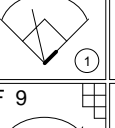
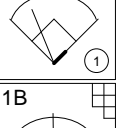
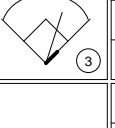
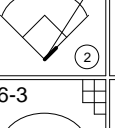
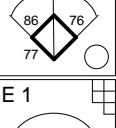
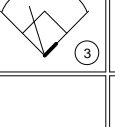
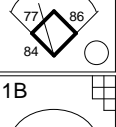
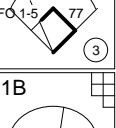
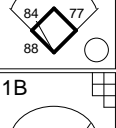
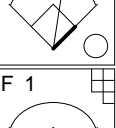
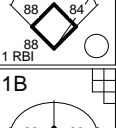
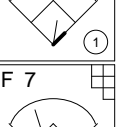
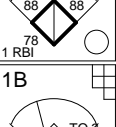
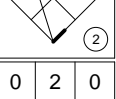
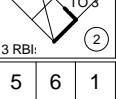


Visiting Team: Triton Oyster Bar

Opponent: BAR A

Date: May 02 2021 05:06PM

Location:

No	Line Up	Pos	1	2	3	4	5	6	7	AB	R	H	RBI	BB	K	E																									
78	Jigar Desai		6-3 			FC 		1B 		3	0	1	1	0	0	0																									
75	Ralph Aiello		5-3 				1B 	6-3 		3	0	1	0	0	0	0																									
89	Don Trifari	P	LD 4 				1B 		3 	3	0	1	0	0	0	0																									
83	Derek Margiotta			F 8 			F 6 		E 10 	3	0	0	0	0	0	0																									
90	Vince Wolleon			F 10 			F 6 		F 4 	3	0	0	0	0	0	0																									
81	RJ Leonard			6-3 			FC 		BB 	2	0	0	0	1	0	0																									
87	Eric Rosenberg				LD 6 			6-3 	4-4 	3	0	0	0	0	0	0																									
85	Andy Reiser				F 9 			1B 		2	1	1	0	0	0	0																									
76	Mark Armelino				6-3 			E 1 		2	1	0	0	0	0	0																									
86	Ira Robbins						1B 	1B 		2	1	2	0	0	0	0																									
77	Brad Botelho	SF					1B 	1B 		2	1	2	1	0	0	0																									
84	Mugunthan Naveendra						F 1 	1B 		2	1	1	1	0	0	0																									
88	Sameer Sawe						F 7 	1B 		2	0	1	3	0	0	0																									
TOTALS										R	H	E	0	0	0	0	0	0	0	0	0	0	0	0	2	0	0	2	0	5	6	1	0	0	1	5	10	6	1	0	0

No	Pitchers	IP	BF	H	R	ER	K	BB	Pitches	Balls	Strikes
89	Don Trifari	6.0	36	15	6	4	0	3	45	12	33

No	Line Up	Pos	1	2	3	4	5	6	AB	R	H	RBI	BB	K	E
79	Ralph Fariello		1B 		4-3 		4 		3	1	1	0	0	0	0
89	Jon Weiner		BB 		1B 			2B 	2	1	2	0	1	0	0
82	Jay Glickson		F 7 		6-4 			E 5 	3	1	0	0	0	0	0
75	Tom Baginski		1B 			BB 		1B 	2	1	2	1	1	0	0
86	Alex Lieberman	SF	FC 			1B 		F 9 	3	0	1	1	0	0	1
83	Ryan Goodrich		F 4 			1B 		FC 	3	1	1	0	0	0	0
87	Dave Richman	P		F 6 		SF 8 		1B 	2	0	1	1	0	0	1
78	Rick Fardo			1B 		F 7 		1B 	3	1	2	0	0	0	0
77	Pete DeFrank			1B 			1B 	BB 	2	0	2	1	1	0	0
81	Jesse Ferro			F 8 			FC 	F 7 	3	0	0	0	0	0	0
84	Brett Hartman			1B 			1B 		2	0	2	1	0	0	0
88	Chris Stappas			F 7 			F 7 		2	0	0	0	0	0	0
85	Mike Levine				6-3 		1B 		2	0	1	0	0	0	0
TOTALS		R H E	1 2 0	1 3 0	0 1 0	1 2 0	0 3 0	3 4 0	6	15	5	3	0	2	

No	Pitchers	IP	BF	H	R	ER	K	BB	Pitches	Balls	Strikes
87	Dave Richman	7.0	33	10	5	3	0	1	36	4	32