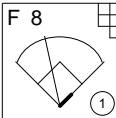
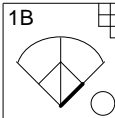
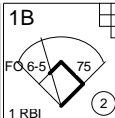
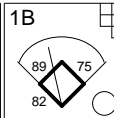
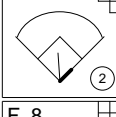
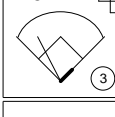
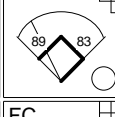
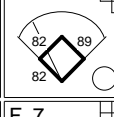
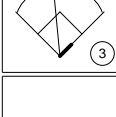
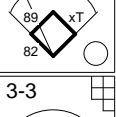
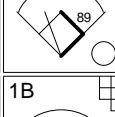
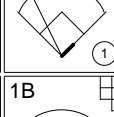
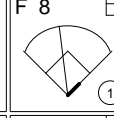
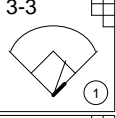
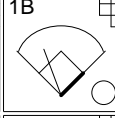
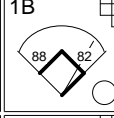
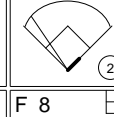
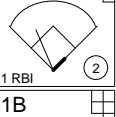
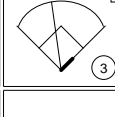
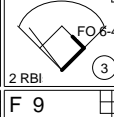
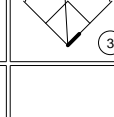
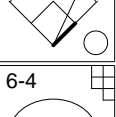
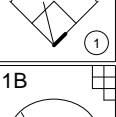
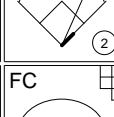
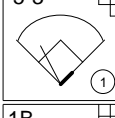
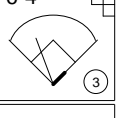
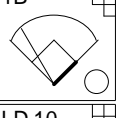
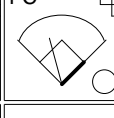
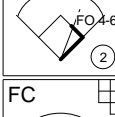
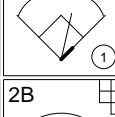
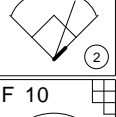
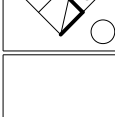
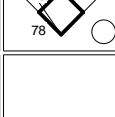
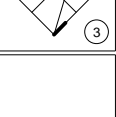


| No | Line Up | Pos | 1 | 2 | 3 | 4 | 5 | 6 | 7 | AB | R | H | RBI | BB | K | E | | | | | | | | | | | | | | | | | | | | | | | | |
|--------|---------------------|-----|---------|----------|--------------|----------|---------|---------|---------|----|---|---|-----|----|---|---|---|---|---|---|---|---|---|---|---|---|---|---|---|---|---|---|---|---|----|----|----|---|---|---|
| 78 | Mark Davis | | 1B | | 1B | | 2B | | F 9 | 2 | 1 | 2 | 0 | 0 | 0 | 0 | | | | | | | | | | | | | | | | | | | | | | | | |
| 77 | Rich Cobuzio | | | | | | | | | 4 | 2 | 1 | 1 | 0 | 0 | 0 | | | | | | | | | | | | | | | | | | | | | | | | |
| 77 | Rich Cobuzio | | FC | | F 10-10 | | 1B | | 1B | 4 | 2 | 1 | 1 | 0 | 0 | 0 | | | | | | | | | | | | | | | | | | | | | | | | |
| 81 | Brad Hartung | | | | | | | | | 4 | 2 | 4 | 3 | 0 | 0 | 0 | | | | | | | | | | | | | | | | | | | | | | | | |
| 81 | Brad Hartung | | 1B | | 1B | | 1B | | F 7 | 4 | 2 | 4 | 3 | 0 | 0 | 0 | | | | | | | | | | | | | | | | | | | | | | | | |
| 69 | Jason Lew | | | | | | | | | 4 | 0 | 3 | 0 | 0 | 0 | 0 | | | | | | | | | | | | | | | | | | | | | | | | |
| 69 | Jason Lew | | 1B | | 1B | | F 5 | | 5-3 | 4 | 0 | 3 | 0 | 0 | 0 | 0 | | | | | | | | | | | | | | | | | | | | | | | | |
| 79 | Tony Garrett | | | | | | | | | 4 | 1 | 1 | 1 | 0 | 0 | 0 | | | | | | | | | | | | | | | | | | | | | | | | |
| 79 | Tony Garrett | | 1B | | DP 1-2-3 | | 1B | | | 4 | 1 | 1 | 1 | 0 | 0 | 0 | | | | | | | | | | | | | | | | | | | | | | | | |
| 88 | Kevin Zabransky | P | | | | | | | | 3 | 2 | 2 | 2 | 0 | 0 | 0 | | | | | | | | | | | | | | | | | | | | | | | | |
| 88 | Kevin Zabransky | P | FC | | | 1B | FC | | | 3 | 2 | 2 | 2 | 0 | 0 | 0 | | | | | | | | | | | | | | | | | | | | | | | | |
| 80 | Greg George | SF | | | | | | | | 3 | 1 | 2 | 0 | 0 | 0 | 0 | | | | | | | | | | | | | | | | | | | | | | | | |
| 80 | Greg George | SF | 1B | | | 1B | F 8 | | | 3 | 1 | 2 | 0 | 0 | 0 | 0 | | | | | | | | | | | | | | | | | | | | | | | | |
| 83 | Evan Orris | | | | | | | | | 2 | 0 | 0 | 2 | 0 | 0 | 0 | | | | | | | | | | | | | | | | | | | | | | | | |
| 83 | Evan Orris | | 1-3 | | | SF 9 | | 1B | | 2 | 0 | 0 | 2 | 0 | 0 | 0 | | | | | | | | | | | | | | | | | | | | | | | | |
| 85 | Dave Reiss | | | | | | | | | 3 | 0 | 3 | 1 | 0 | 0 | 0 | | | | | | | | | | | | | | | | | | | | | | | | |
| 85 | Dave Reiss | | 1B | | | 1B | | F 8 | | 3 | 0 | 3 | 1 | 0 | 0 | 0 | | | | | | | | | | | | | | | | | | | | | | | | |
| 82 | Brian Kelly | | | | | | | | | 3 | 0 | 0 | 0 | 0 | 0 | 0 | | | | | | | | | | | | | | | | | | | | | | | | |
| 82 | Brian Kelly | | F 7 | | | FC | | 2B | | 3 | 1 | 1 | 0 | 0 | 0 | 0 | | | | | | | | | | | | | | | | | | | | | | | | |
| 76 | Chris Capobianco | | | | | | | | | | | | | | | | | | | | | | | | | | | | | | | | | | | | | | | |
| 76 | Chris Capobianco | | | F 7 | | F 7 | 1B | 1B | | 3 | 1 | 1 | 0 | 0 | 0 | 0 | | | | | | | | | | | | | | | | | | | | | | | | |
| 8 | Josh Berliner | | | | | | | | | 3 | 1 | 3 | 1 | 0 | 0 | 0 | | | | | | | | | | | | | | | | | | | | | | | | |
| 8 | Josh Berliner | | | 2B | | | | BB | F 8 | 3 | 1 | 3 | 1 | 0 | 0 | 0 | | | | | | | | | | | | | | | | | | | | | | | | |
| 89 | Kevin Zabransky Jr. | | | | | | | | | 2 | 1 | 0 | 0 | 1 | 0 | 0 | | | | | | | | | | | | | | | | | | | | | | | | |
| 89 | Kevin Zabransky Jr. | | | LD 1 | | | | | | 2 | 1 | 0 | 0 | 1 | 0 | 0 | | | | | | | | | | | | | | | | | | | | | | | | |
| TOTALS | | | | | | | | | | | R | H | E | 5 | 6 | 0 | 0 | 1 | 0 | 0 | 3 | 0 | 2 | 3 | 0 | 4 | 5 | 0 | 1 | 3 | 0 | 0 | 1 | 0 | 12 | 22 | 11 | 1 | 0 | 0 |

| No | Pitchers | IP | BF | H | R | ER | K | BB | Pitches | Balls | Strikes |
|----|-----------------|-----|----|----|---|----|---|----|---------|-------|---------|
| 88 | Kevin Zabransky | 7.0 | 34 | 13 | 4 | 4 | 0 | 0 | 34 | 0 | 34 |
| | | | | | | | | | | | |
| | | | | | | | | | | | |
| | | | | | | | | | | | |

| No | Line Up | Pos | 1 | 2 | 3 | 4 | 5 | 6 | 7 | AB | R | H | RBI | BB | K | E | | | | | | | | | | | | |
|--------|-----------------|-----|--|--|---|--|---|--|--|----|---|---|-----|----|---|---|---|---|---|---|---|---|---|---|---|---|---|---|
| 78 | Jigar Desai | | F 8  | | 1B  | | 1B  | | 1B  | 4 | 1 | 3 | 1 | 0 | 0 | 0 | | | | | | | | | | | | |
| 75 | Ralph Aiello | | F 1  | | F 6  | | 1B  | | 1B  | 4 | 1 | 2 | 0 | 0 | 0 | 0 | | | | | | | | | | | | |
| 83 | Derek Margiotta | | F 8  | | | 1B  | FC  | | F 7  | 4 | 1 | 1 | 0 | 0 | 0 | 0 | | | | | | | | | | | | |
| 89 | Don Trifari | P | | F 8  | | 3-3  | 1B  | | 1B  | 4 | 0 | 2 | 0 | 0 | 0 | 0 | | | | | | | | | | | | |
| 82 | Eamon Loughran | | | F 7  | | 6-3  | F 8  | | 1B  | 4 | 0 | 1 | 3 | 0 | 0 | 0 | | | | | | | | | | | | |
| 85 | Andy Reiser | | | F 8  | | 1B  | | LD 6  | F 9  | 4 | 0 | 1 | 0 | 0 | 0 | 0 | | | | | | | | | | | | |
| 88 | Sameer Sawe | | | | 5-3  | 6-4  | | 1B  | FC  | 4 | 0 | 1 | 0 | 0 | 0 | 0 | | | | | | | | | | | | |
| 22 | sub Spotto | | | | 1B  | | 4-3  | LD 10  | | 3 | 0 | 1 | 0 | 0 | 0 | 0 | | | | | | | | | | | | |
| 55 | sub Auerbach | | | | FC  | | 2B  | F 10  | | 3 | 1 | 1 | 0 | 0 | 0 | 0 | | | | | | | | | | | | |
| TOTALS | | | | | | | | | | | R | H | E | 0 | 0 | 0 | 0 | 0 | 0 | 0 | 0 | 0 | 0 | 0 | 0 | 0 | 0 | 0 |

| No | Pitchers | IP | BF | H | R | ER | K | BB | Pitches | Balls | Strikes |
|----|-------------|-----|----|----|----|----|---|----|---------|-------|---------|
| 89 | Don Trifari | 7.0 | 42 | 22 | 12 | 11 | 0 | 1 | 45 | 4 | 41 |
| | | | | | | | | | | | |
| | | | | | | | | | | | |
| | | | | | | | | | | | |