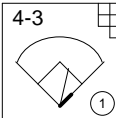
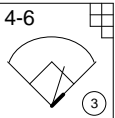
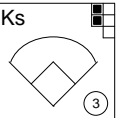
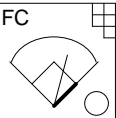
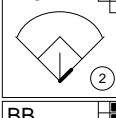
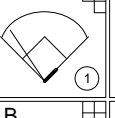
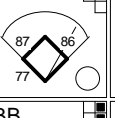
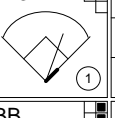
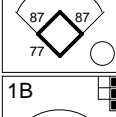
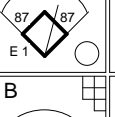
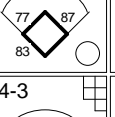
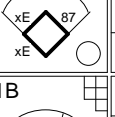
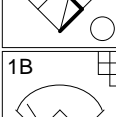
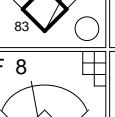
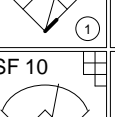

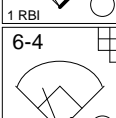
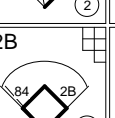
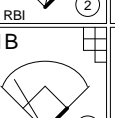
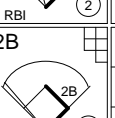

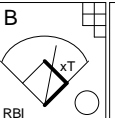
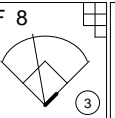
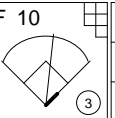
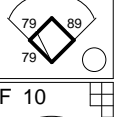
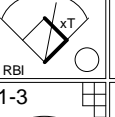
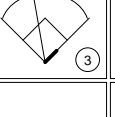
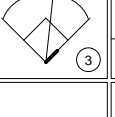
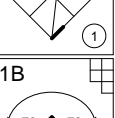
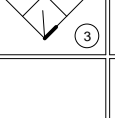
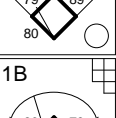
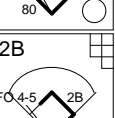
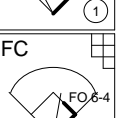
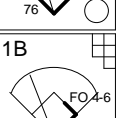
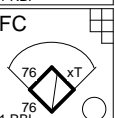
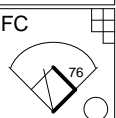
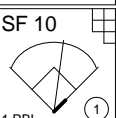
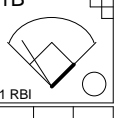

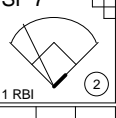
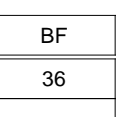
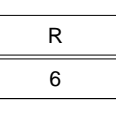
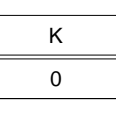


No	Line Up	Pos	1	2	3	4	5	6	7	AB	R	H	RBI	BB	K	E																								
81	Malachi Metz	SF	4-3 	4-6 		Ks 		FC 		4	0	0	0	0	1	0																								
85	Bob Plishka		1-3 		F 7 		1B 		4-3 	4	1	1	0	0	0	0																								
86	David Plishka		BB 		1B 		BB 		BB 	1	4	1	0	3	0	0																								
87	Josh Simon		1B 		1B 		4-3 		1B 	4	2	3	0	0	0	0																								
77	Lou Coppa	P	1B 		F 8 		SF 10 		SF 8 	2	0	1	3	0	0	0																								
83	Casey Nix		6-4 		2B 		1B 		2B 	4	1	3	2	0	0	0																								
84	Ken O'Brien			1B 	1B 		F 8 		F 10 	4	1	2	1	0	0	0																								
88	Dean Sottile			F 10 	1-3 			1B 		3	1	1	0	0	0	0																								
89	Bob Vogt			1B 		1B 		1B 		3	2	3	0	0	0	0																								
79	Dave Kaiser			2B 		FC 		1B 		3	0	2	1	0	0	0																								
80	Greg Kohn			FC 		FC 		SF 10 		2	1	0	2	0	0	0																								
76	Mike Cafaro			1B 		1B 		SF 7 		2	0	2	2	0	0	0																								
TOTALS											R	H	E	1	2	0	3	4	0	3	4	1	0	2	0	2	2	0	2	3	0	2	2	0	13	19	11	3	1	0

No	Pitchers	IP	BF	H	R	ER	K	BB	Pitches	Balls	Strikes
77	Lou Coppa	7.0	36	16	6	6	0	0	36	0	36

No	Line Up	Pos	1	2	3	4	5	6	7	AB	R	H	RBI	BB	K	E															
82	Brian Godau		1B 		1B 		F 4 			3	2	2	0	0	0	0															
89	John Sanzone		1B 		1B 		F 9 			3	2	2	0	0	0	0															
79	Bruce Dostal	P	1B 		2B 			F 10 		3	1	2	2	0	0	1															
76	Jared Bruno		F 5 		1B 			F 7 		3	0	1	1	0	0	0															
84	Chris Hansen		1B 		1B 			HR 		3	1	3	2	0	0	0															
77	Frank Coppola		SF 10 		F 8 			F 6 		2	0	0	1	0	0	0															
86	Rich Heim	SF	F 7 		F 8 			F 7 		3	0	0	0	0	0	0															
81	Bob Fass			F 7 		F 10 			1B 	3	0	1	0	0	0	0															
87	Mario Leitao			5-3 		F 7 			1B 	3	0	1	0	0	0	0															
90	Tom Schur			1B 		F 7 			1B 	3	0	2	0	0	0	0															
75	Mike Bedell			F 10 			1B 		LD 6 	3	0	1	0	0	0	0															
78	Jason Dickert				F 2 		1B 		FC 	3	0	1	0	0	0	0															
TOTALS			R	H	E	2	4	0	0	1	0	3	5	0	0	0	0	2	0	1	1	0	0	3	0	6	16	6	0	0	1

No	Pitchers	IP	BF	H	R	ER	K	BB	Pitches	Balls	Strikes
79	Bruce Dostal	7.0	43	19	13	12	1	3	57	15	42