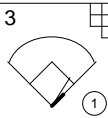
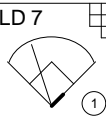
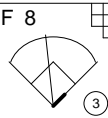
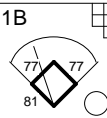
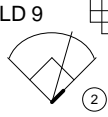
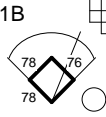
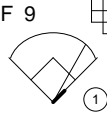
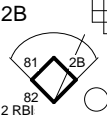
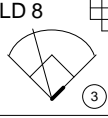
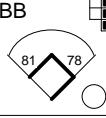
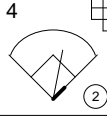
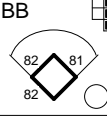
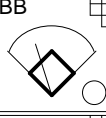
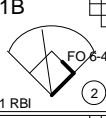
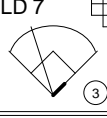
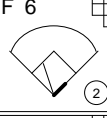
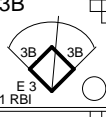
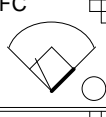
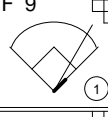
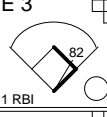
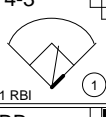
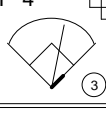
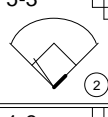
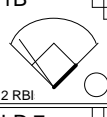
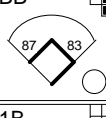
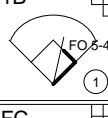
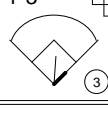
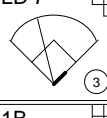
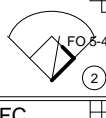
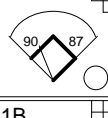
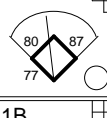
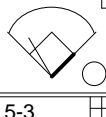
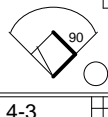
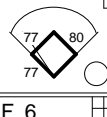
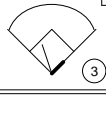
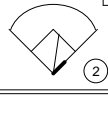
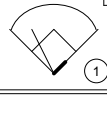


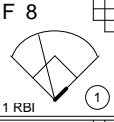
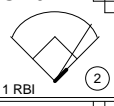
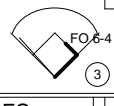
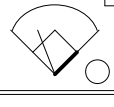
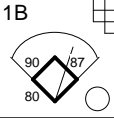
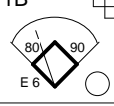
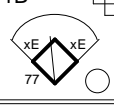
No	Line Up	Pos	1	2	3	4	5	6	7	
81	Calvin Kwock		E 1 	Ks 			LD 7 		F 7 	
75	Ryan Smith		1B 		F 8 		1B 		1B 	
76	Aric Bernstein		Ks 		BB 		2B 		1B 	
77	Don Trifari	P	1B 		LD 8 		SF 9 		1B 	
78	Ralph Fariello		1B 		F 10 		E 4 		1B 	
80	Steve Deblasio		F 8 			HR 	F 7 		LD 7 	
83	Jim Morris		1B 			F 9 		3 		
84	Alex Lieberman	SF	3 			LD 5 		1B 		
88	James Morris			1B 			1B 		F 1-3 	
89	Matt Shupak			Ks 			1B 		F 8 	
85	Dave Kaiser			3 			4-3 		5-3 	
TOTALS			R H E	3 4 1	0 1 0	0 0 0	1 3 0	2 2 1	0 1 0	2 4 0

No	Pitchers	IP	BF	H	R	ER	K	BB	Pitches	Balls	Strikes
77	Don Trifari	8.0	44	15	10	5	0	4	52	12	40

No	Line Up	Pos	8	AB	R	H	RBI	BB	K	E
81	Calvin Kwock		BB 	4	2	0	0	1	1	0
75	Ryan Smith		3B 	5	3	4	3	0	0	0
76	Aric Bernstein		F 8 	4	2	2	0	1	1	0
77	Don Trifari	P		3	1	2	2	0	0	0
78	Ralph Fariello			4	0	2	4	0	0	1
80	Steve Deblasio			4	1	1	1	0	0	2
83	Jim Morris		1B 	4	0	2	1	0	0	0
84	Alex Lieberman	SF	BB 	3	1	1	0	1	0	0
88	James Morris		FC 	4	0	2	0	0	0	0
89	Matt Shupak		FC 	4	1	1	0	0	1	0
85	Dave Kaiser		1B 	4	1	1	1	0	0	0
TOTALS		R H E	4 3 0	12	18	12	3	3	3	

No	Line Up	Pos	1	2	3	4	5	6	7	
80	Kay Kiele		3 		LD 7 	F 8 			1B 	
77	Rob Guilbert		LD 9 		1B 		F 9 		2B 	
76	Dave Auerbach	SF	LD 8 		BB 		4 		BB 	
78	Levi Henninger			BB 	1B 		LD 7 		F 6 	
81	Vince Wolleon			3B 	FC 			F 9 	E 3 	
82	Marty Eagan			4-3 	F 4 			5-3 	1B 	
79	Tom Clougher			BB 		1B 		1-3 	LD 7 	
83	Brian Quinn	P		1B 		FC 			1B 	
87	Bret Hartman			FC 		1B 			1B 	
90	Mike Levine			5-3 		4-3 			F 6 	
TOTALS			R H E	0 0 0	1 2 1	1 2 0	0 2 0	0 0 0	0 0 0	5 5 1

No	Pitchers	IP	BF	H	R	ER	K	BB	Pitches	Balls	Strikes
77	Rob Guilbert	0.3	3	1	2	1	1	0	5	0	5
83	Brian Quinn	7.6	44	17	10	8	2	3	57	12	45

No	Line Up	Pos	8	AB	R	H	RBI	BB	K	E			
80	Kay Kiele		F 8 	5	1	1	1	0	0	0			
77	Rob Guilbert		SF 9 	4	2	2	3	0	0	1			
76	Dave Auerbach	SF	1B 	3	1	1	0	2	0	0			
78	Levi Henninger		FC 	4	0	1	1	1	0	0			
81	Vince Wolleon			4	1	1	2	0	0	0			
82	Marty Eagan			4	0	1	3	0	0	0			
79	Tom Clougher			3	0	1	0	1	0	0			
83	Brian Quinn	P	1B 	4	2	3	0	0	0	0			
87	Bret Hartman		1B 	4	2	3	0	0	0	1			
90	Mike Levine		1B 	4	1	1	0	0	0	0			
TOTALS													
		R	H	E	3	4	1	10	15	10	4	0	2