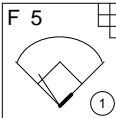
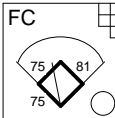
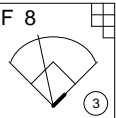
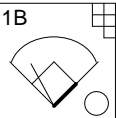
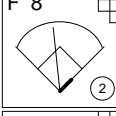
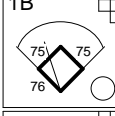
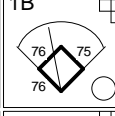
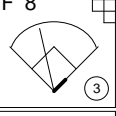
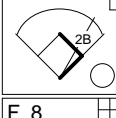
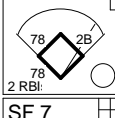
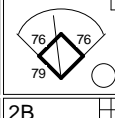
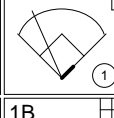
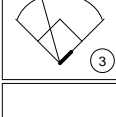
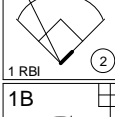
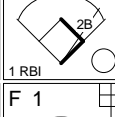
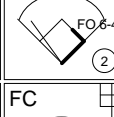
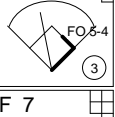
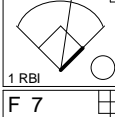
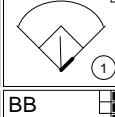
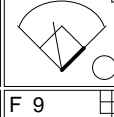
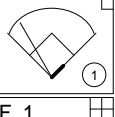
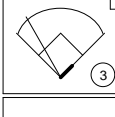
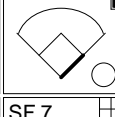
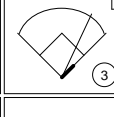
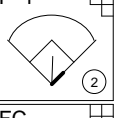
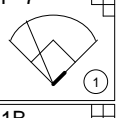
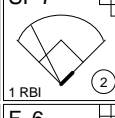
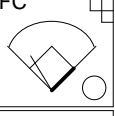
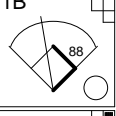
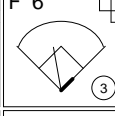
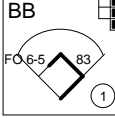
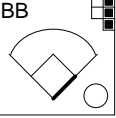
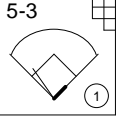
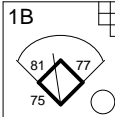
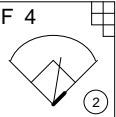
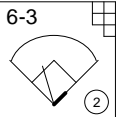
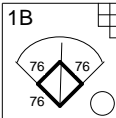
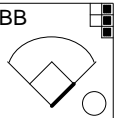
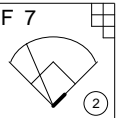
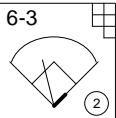
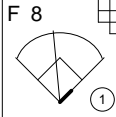
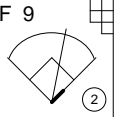
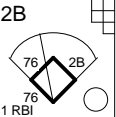
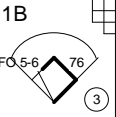
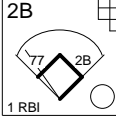
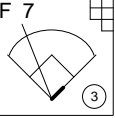
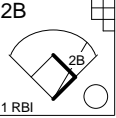
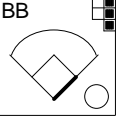
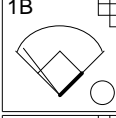
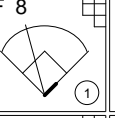
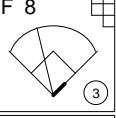
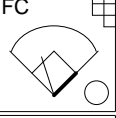
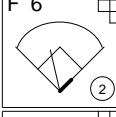
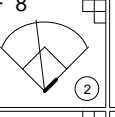
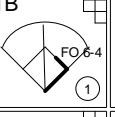
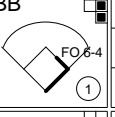
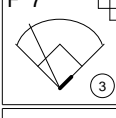
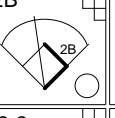
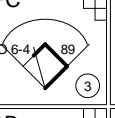
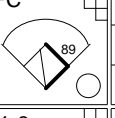
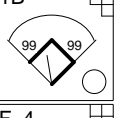

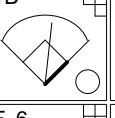
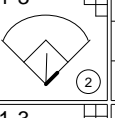
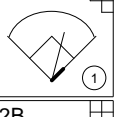
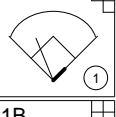
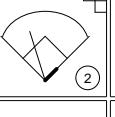
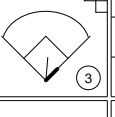
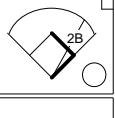
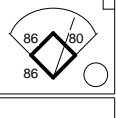
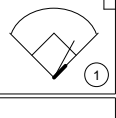


No	Line Up	Pos	1	2	3	4	5	6	7	AB	R	H	RBI	BB	K	E																
77	Matt Siekierka		F 5 		FC 	F 8 		1B 		4	1	1	0	0	0	0																
81	Pete DeFrank		F 8 		1B 		1B 	F 8 		4	2	2	0	0	0	0																
75	John Weiner		2B 		2B 		1B 		F 7 	4	2	3	2	0	0	0																
76	Clay Petry	SF	F 8 		SF 7 		2B 		1B 	3	0	2	2	0	0	0																
78	Ryan Goodrich			1B 	1B 		F 1 		FC 	4	0	2	1	0	0	0																
82	Lee Udin			F 7 	F 7 		BB 		F 9 	3	0	0	0	1	0	0																
79	Paul Martino	P		F 1 		F 7 	SF 7 			2	0	0	1	0	0	0																
89	Sameer Sawe			FC 		1B 	F 6 			3	0	1	0	0	0	0																
88	Adam Handler				BB 	BB 		5-3 		1	0	0	0	2	0	0																
83	Jigar Desai				1B 	F 4 		6-3 		3	1	1	0	0	0	0																
TOTALS			R	H	E	0	1	0	0	1	0	4	4	0	0	1	0	2	3	0	0	1	0	0	1	0	6	12	6	3	0	0

No	Pitchers	IP	BF	H	R	ER	K	BB	Pitches	Balls	Strikes
79	Paul Martino	7.0	35	12	3	3	0	3	44	12	32

No	Line Up	Pos	1	2	3	4	5	6	7	AB	R	H	RBI	BB	K	E																										
80	Nick Adams		1B 	BB 		F 7 		6-3 		3	1	1	0	1	0	0																										
86	Jesse Ferro	P	F 8 	F 9 		2B 		1B 		4	1	2	1	0	0	0																										
76	Jason Crimmins		2B 	F 7 		2B 		BB 		3	0	2	2	1	0	0																										
77	Victor Cardona		1B 		F 8 	F 8 		FC 		4	0	1	0	0	0	0																										
85	Eric Stivers		F 6 		F 8 		1B 		BB 	3	0	1	0	1	0	0																										
82	Tony Garrett	RF	F 7 		2B 		FC 		FC 	4	0	1	0	0	0	0																										
89	Fred Heismeyer			1B 	6-3 		1B 		1-3 	4	0	2	0	0	0	0																										
91	Jason Dickert			F 4 		6-3 	F 6 		1-3 	4	0	0	0	0	0	0																										
99	sub Max Metz			2B 		1B 		3 		3	1	2	0	0	0	0																										
TOTALS										R	H	E	1	3	0	0	2	0	0	1	0	2	3	0	0	2	0	0	1	0	0	0	0	0	0	0	3	12	3	3	0	0

No	Pitchers	IP	BF	H	R	ER	K	BB	Pitches	Balls	Strikes
86	Jesse Ferro	7.0	36	12	6	6	0	3	45	12	33