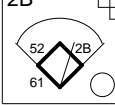
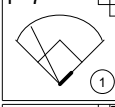
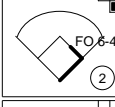
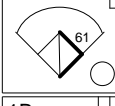
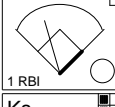
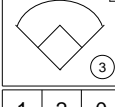
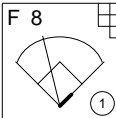
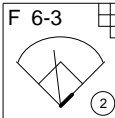
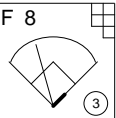
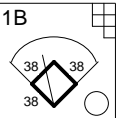
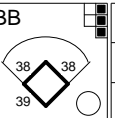
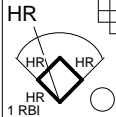
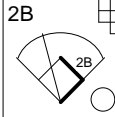
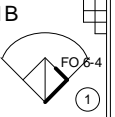
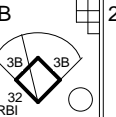
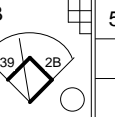
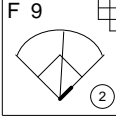
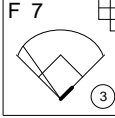
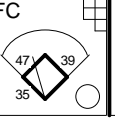
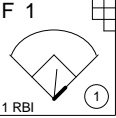
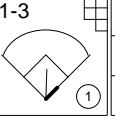
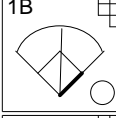
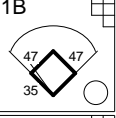
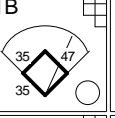
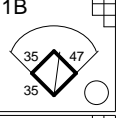
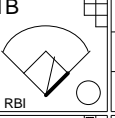
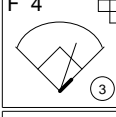
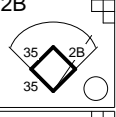
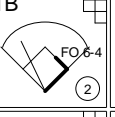
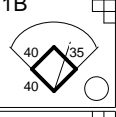
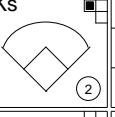
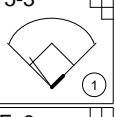
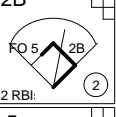
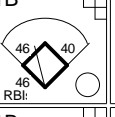
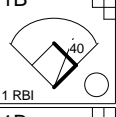
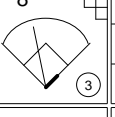
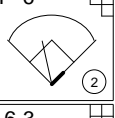
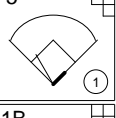
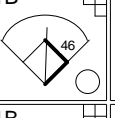
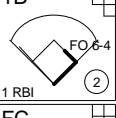
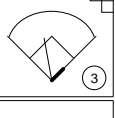
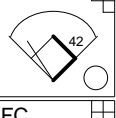
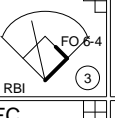
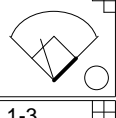
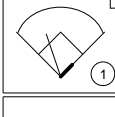
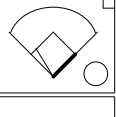
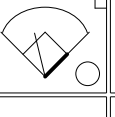
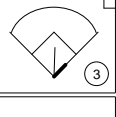


No	Line Up	Pos	1	2	3	4	5	5	6
51	Craig Engelhardt		F 9 		F 8 		BB 		1B
63	Nick Adams		BB 		F 6 		BB 		F 8
49	Aric Bernstein		BB 		F 6 		BB 		F 8
50	Bruce Dostal	P	BB 			BB 	1B 		1B
57	Jeff Brooks		BB 			F 7 	FC 		
59	Jim Morris		BB 			6-3 	1B 		
62	Mug Naveendera	SF	FC 			F 5 	1B 		
53	Dimitri Rassias		FC 				1B 	1B 	
52	Dave Jensen			F 8 			BB 	F 9 	
61	Mark Slayton			F 7 			BB 	BB 	
58	Jerry Fragetti			F 7 			BB 	FC 	
TOTALS		R H E	3 0 0	0 0 0	0 0 0	0 0 0		9 5 0	0 2 0

No	Pitchers	IP	BF	H	R	ER	K	BB	Pitches	Balls	Strikes
50	Bruce Dostal	7.0	42	21	11	11	1	1	47	4	43

No	Line Up	Pos	7	AB	R	H	RBI	BB	K	E
51	Craig Engelhardt			3	1	1	1	1	0	0
63	Nick Adams			2	2	0	1	2	0	0
49	Aric Bernstein			2	2	0	1	2	0	0
50	Bruce Dostal	P		2	1	2	2	2	0	0
57	Jeff Brooks			2	1	0	1	1	0	0
59	Jim Morris		2B 	3	2	2	1	1	0	0
62	Mug Naveendera	SF	F 7 	4	0	1	1	0	0	0
53	Dimitri Rassias		BB 	3	1	2	2	1	0	0
52	Dave Jensen		FC 	3	1	0	0	1	0	0
61	Mark Slayton		1B 	2	1	1	1	2	0	0
58	Jerry Fragetti		Ks 	3	1	0	1	1	1	0
TOTALS				13	9	12	14	1	0	0

No	Line Up	Pos	1	2	3	4	5	6	7	AB	R	H	RBI	BB	K	E																									
45	Ralph Aiello		F 8  ①		F 6-3  ②	F 8  ③		1B  38 38 38	BB  38 38 39	4	2	1	0	1	0	0																									
38	Jonathan Cocchio		HR  HR 1 RBI		2B  2B		1B  FO 6-4 ①	3B  3B 3B 32 1 RBI	2B  39 2B	5	2	5	2	0	0	0																									
48	Steve Deblasio		F 9  ②		F 7  ③		FC  47 39 35	F 1  ①	1-3  ①	3	1	0	0	0	0	0																									
32	Brian Guatta									2	0	0	1	0	0	0																									
39	Ken O'Brien		1B  ①			1B  47 47 35	1B  35 47 35	1B  35 47 35	1B  ① 1 RBI	5	3	5	1	0	0	0																									
47	Seth Friedman		F 4  ③			2B  35 2B 35	1B  FO 6-4 ②	1B  40 35 40	Ks  ②	5	2	3	0	0	1	0																									
35	Frank Chiocciariello	P		5-3  ①		2B  FO 5 2B 2 RBI: ②	1B  46 40 46 2 RBI: ②	1B  40 1 RBI	F 8  ③	5	1	3	5	0	0	0																									
40	Mark Armelino			F 6  ②		5  ①	1B  46 ①	1B  FO 6-4 ② 1 RBI		4	0	2	1	0	0	0																									
46	Rich Fardo			6-3  ③		1B  42 ①	1B  FO 6-4 ③ 1 RBI	FC  ③		4	0	2	1	0	0	0																									
42	Mike Levine				6-3  ①	FC  ①	FC  ①	1-3  ③		4	0	0	0	0	0	0																									
TOTALS										R	H	E	1	2	0	0	0	0	0	0	1	0	0	2	4	0	3	6	0	4	6	0	1	2	0	11	21	11	1	1	0

No	Pitchers	IP	BF	H	R	ER	K	BB	Pitches	Balls	Strikes
35	Frank Chiocciariello	6.6	43	9	13	13	1	14	90	56	34