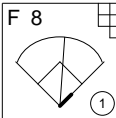
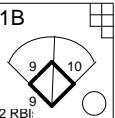
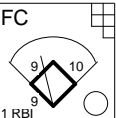
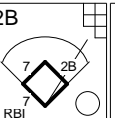
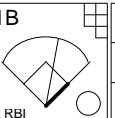
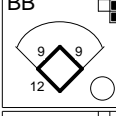
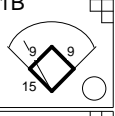
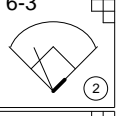
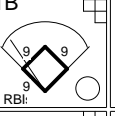
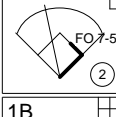
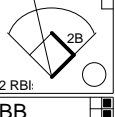
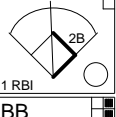
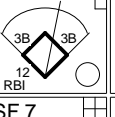
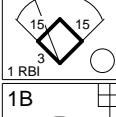
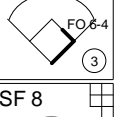
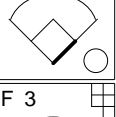
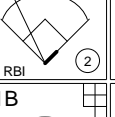
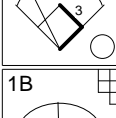
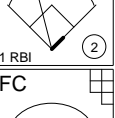
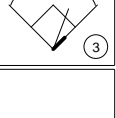
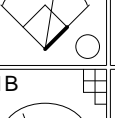
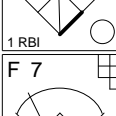
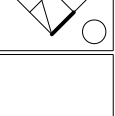
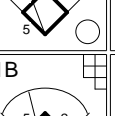
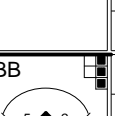
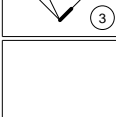
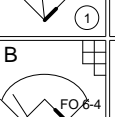
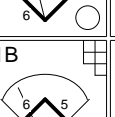
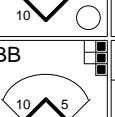
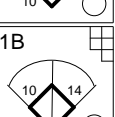

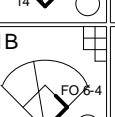
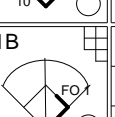
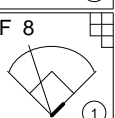

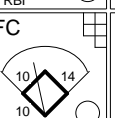
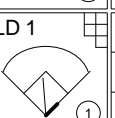
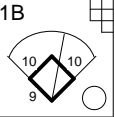
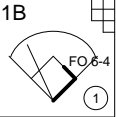
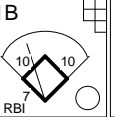
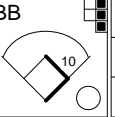
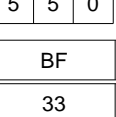
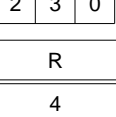
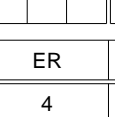
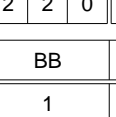


No	Line Up	Pos	1	2	3	4	5	6	AB	R	H	RBI	BB	K	E
73	Jay Glickson		6-3 	SF 7  1 RBI		F 7  2			2	0	0	1	0	0	0
76	Kay Klele		1B  65 71	F 1  2		FC  2			3	0	1	0	0	0	0
71	Don Trifari	P	BB  65	1B  2			1B  FO 5 66 2		2	0	2	0	1	0	0
65	Bob Vogt		1B  2	F 10  3			F 10  1		3	0	1	0	0	0	0
66	Brian Cass		F 7  2		F 3  1		1B  80		3	0	1	0	0	0	0
80	Victor Cardona	SF	F 8  3		F 8  2		FC  2		3	0	0	0	0	0	0
77	Mark Fedele	SS		1B  72 72 72 1 RBI	1-3  3		F 10-10  3		3	1	1	0	0	0	0
72	Jared Kuropatkin			2B  79 2B 79 1 RBI		1B  79 79 79		F  1	3	2	2	1	0	0	0
79	Ron Liebowitz			1B  70 68 73 1 RBI		1B  FO 4-4 1 RBI 1		1B  FO 1-4 2	3	1	3	2	0	0	0
68	Daniel Ochs			1B  71 70		FC  76 70		FC  FO 6-4 3	3	0	1	0	0	0	0
70	Dean Sottile	P		1B  71		1B  FO 6-4 3		FC  2	3	0	2	0	0	0	0
TOTALS			R H E	0 2 0	3 6 0	0 0 0	1 3 0	0 2 0	0 1 0	4	14	4	1	0	0

No	Pitchers	IP	BF	H	R	ER	K	BB	Pitches	Balls	Strikes
71	Don Trifari	5.0	39	22	17	17	0	4	51	16	35
70	Dean Sottile	0.6	6	2	2	2	0	3	15	12	3

No	Line Up	Pos	1	2	3	4	5	5	6	AB	R	H	RBI	BB	K	E													
10	Mark Davis		F 8 	1B 		FC 	2B 		1B 	5	3	3	6	0	0	0													
7	Jason Lew		BB 	1B 		6-3 	1B 			3	3	2	2	1	0	0	0												
9	Malachi Metz	SF	1B 	2B 		2B 	3B 			4	1	4	4	0	0	0	0												
12	Max Metz		1B 	BB 		BB 	SF 7 			1	1	1	2	2	0	0	0												
15	Shanth Subbiah		1B 	SF 8 		F 3 	1B 			3	0	2	1	0	0	0	0												
3	David Reiss		1B 	FC 			1B 	F 8 		4	1	2	1	0	0	0	0												
1	Adam Steckelman		F 7 		F 6 		1B 		BB 	3	2	1	0	1	0	0	0												
2	Dave Richmond	P		BB 	1B 		1B 		BB 	2	3	2	0	2	0	0	0												
5	Jake Berliner			1B 	DP 6-4-3 		1B 		1B 	4	1	3	1	0	0	0	0												
6	Jason Berkowitz			F 8 		1B 	FC 		LD 1 	4	2	1	1	0	0	0	0												
14	Neil Ascione			1B 		1B 	1B 		BB 	3	2	3	1	1	0	0	0												
TOTALS			R	H	E	2	4	0	5	5	0	0	1	0	2	3	0	8	9	0	2	2	0	19	24	19	7	0	0

No	Pitchers	IP	BF	H	R	ER	K	BB	Pitches	Balls	Strikes
2	Dave Richmond	6.0	33	14	4	4	0	1	36	4	32