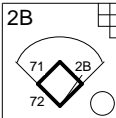
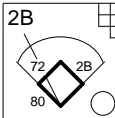
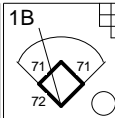
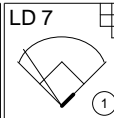
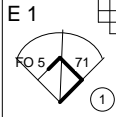
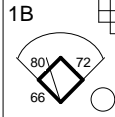
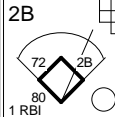
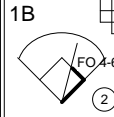
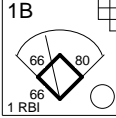
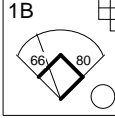
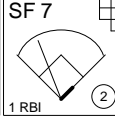
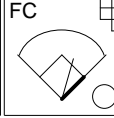
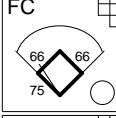
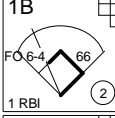
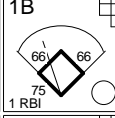
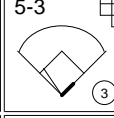
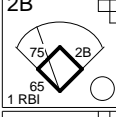
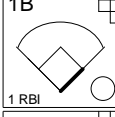
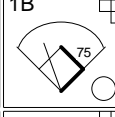
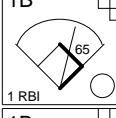
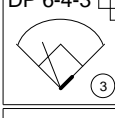
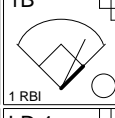
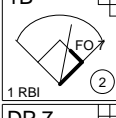

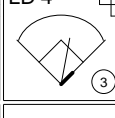
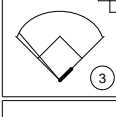


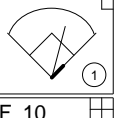
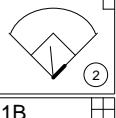
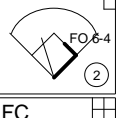
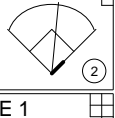
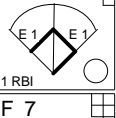
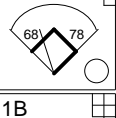
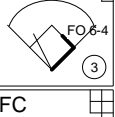
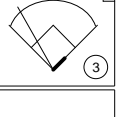
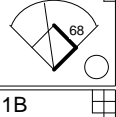
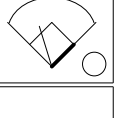
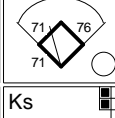
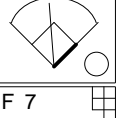
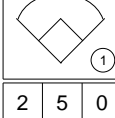
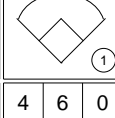
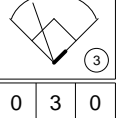


No	Line Up	Pos	1	2	3	4	5	6	7	AB	R	H	RBI	BB	K	E																							
72	Lee Ehudin		1B 		Ks 	1B 		1B 	5-3 	5	2	3	1	0	1	0																							
70	Fred Heismeyer		FC 		1B 	1B 		1B 	3B 	5	4	4	1	0	0	0																							
66	Dave Schachman	P	1B 		3 	2B 		1B 	1B 	5	3	4	3	0	0	5																							
74	Ryan Goodrich		F 3 		F 9 	LD 1 		1B 	1B 	5	2	2	1	0	0	0																							
64	Christian Hansen	SF	1B 			1B 	F 1 	F 1 	1B 	5	2	3	2	0	0	0																							
69	Frank Coppola		F 6 			1B 	1B 	E 1 	2B 	5	4	3	1	0	0	0																							
73	Ralph Avallone			1B 		E 1 	1B 	2B 	3B 	5	4	4	4	0	0	0																							
63	Chris Mazur			1B 		1B 	1B 	6-3 	1-3 	5	2	3	3	0	0	0																							
75	Steven Sroka			FC 		6-3 	1B 	1B 		4	1	2	4	0	0	0																							
67	Eric Buzzelli			FC 		1B 	1B 	BB 		3	1	2	3	1	0	0																							
65	Darius Jasinski			Ks 		F 7 	6-3 	FC 		4	0	0	0	0	1	0																							
71	Jigar Desai				1B 	1B 	6-3 		5-3 	4	1	2	0	0	0	0																							
TOTALS										R	H	E	1	3	0	1	2	0	0	2	0	9	8	1	4	5	2	6	6	1	5	6	0	26	32	23	1	2	5

No	Pitchers	IP	BF	H	R	ER	K	BB	Pitches	Balls	Strikes
66	Dave Schachman	7.0	43	22	11	10	2	0	47	0	47

No	Line Up	Pos	1	2	3	4	5	6	7	AB	R	H	RBI	BB	K	E
76	Kay Klele		2B 		2B 		1B 		LD 7 	4	3	3	0	0	0	0
71	Don Trifari	P	E 1 		1B 		2B 		1B 	4	2	3	1	0	0	4
72	Jared Kuropatkin		1B 		1B 		SF 7 		FC 	3	1	2	2	0	0	0
80	Victor Cardona		FC 		1B 		1B 		5-3 	4	2	2	2	0	0	0
66	Brian Cass		2B 		1B 		1B 			3	1	3	2	0	0	0
75	Joel Orris		1B 		DP 6-4-3 		1B 			3	0	2	2	0	0	0
65	Bob Vogt		1B 			1B 	LD 4 			3	0	2	1	0	0	0
67	Casey Nix		DP 7 			FC 		LD 5 		3	1	0	0	0	0	0
77	Mark Fedele	SF		4-3 		LD 1 		1B 		3	0	1	0	0	0	0
79	Ron Liebowitz			F 10 		1B 		FC 		3	0	1	1	0	0	0
78	Michael Lawlor			E 1 		F 7 		1B 		3	0	1	0	0	0	0
68	Daniel Ochs			FC 			1B 	1B 		3	1	2	0	0	0	0
74	Jim Watkins				Ks 		Ks 	F 7 		3	0	0	0	0	2	0
TOTALS		R H E	4 5 1	0 0 1	2 5 0	1 2 3	4 6 0	0 3 0	0 1 0	11	22	11	0	2	4	

No	Pitchers	IP	BF	H	R	ER	K	BB	Pitches	Balls	Strikes
71	Don Trifari	7.0	56	32	26	15	2	1	63	4	59